



24 Valley View Road

Higher Compton, Plymouth, PL3 6QJ

£240,000



A detached bungalow originally understood to have been built circa 1928, extended circa 1958 with 2 additions to the rear of the property. Now providing a spacious & well proportioned home offering flexibility of layout & usage with 2 or 3 bedrooms. The benefit of gas fired central heating, modern Worcester serviced boiler & quality uPVC double-glazing maintained to a good standard.



VALLEY VIEW ROAD, HIGHER COMPTON, PLYMOUTH, PL3 6Q

SUMMARY

The accommodation comprising a hall, useful storage cupboards, the bedrooms both located to the front, one with bay window & generous-sized double. The second bedroom also good-sized. A well appointed modern shower room with wc, wash hand basin & shower with thermostatic mixer control. At the rear a spacious extended lounge/dining room with French doors overlooking & opening to the rear garden. A fireplace with electric fire. To the back of this room a sealed off archway which was previously used to provide separate access into the kitchen. This could potentially be opened up. Walk-through dining room which could be separate again to be a third bedroom if desired. A good-sized fitted kitchen to the rear with window overlooking the rear garden & side entrance door.

Standing on a good-sized plot with a paved path leading up to the front door through a front garden. Below a single-sized private parking space providing off-street parking. A wide pathway leading down the north side of the property passing an entrance into the useful cellar with reduced head height & housing the Worcester combination boiler servicing the central heating & domestic hot water. A low maintenance front garden & south westerly facing enclosed rear garden enjoying afternoon/evening sunshine.

ACCOMMODATION

HALL 3'4 wide (1.02m wide)

BEDROOM ONE 12'6 x 11'10 maximum (3.81m x 3.61m maximum)

Bay window to the front.

BEDROOM TWO 8'3 x 7'10 (2.51m x 2.39m)

Window to the front.

SHOWER ROOM

Quality modern suite comprising shower, wc & wash hand basin.

LOUNGE/DINING ROOM 18'11 x 11'6 (5.77m x 3.51m)

DINING ROOM/BEDROOM THREE 12'2 x 9'7 (3.71m x 2.92m)

KITCHEN 12'2 x 10' (3.71m x 3.05m)

CELLAR 3'2 x 8' wide in part (0.97m x 2.44m wide in part)

Here with 5ft 10 inches head height. The wall hung boiler. Openly connected to further underfloor areas with reduced head height.

OUTSIDE

Front & rear gardens. Private parking space.

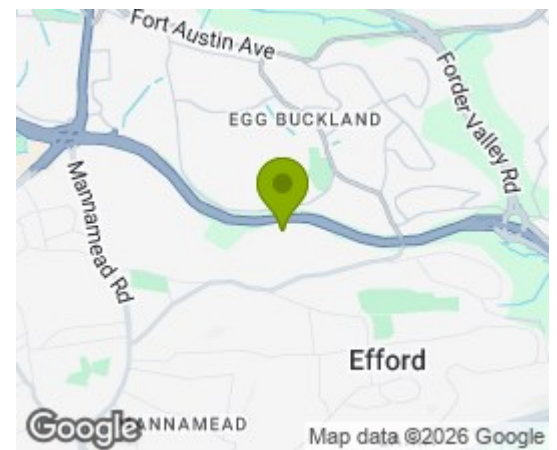
COUNCIL TAX

Plymouth City Council
Council Tax Band: C


SERVICES PLYMOUTH

The property is connected to all the mains services: gas, electricity, water and drainage.

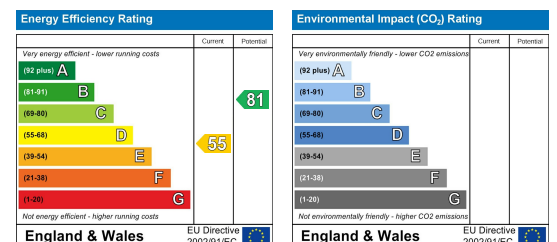
Area Map



Floor Plans



Energy Efficiency Graph



These particulars, whilst believed to be accurate are set out as a general outline only for guidance and do not constitute any part of an offer or contract. Intending purchasers should not rely on them as statements of representation of fact, but must satisfy themselves by inspection or otherwise as to their accuracy. No person in this firm's employment has the authority to make or give any representation or warranty in respect of the property.